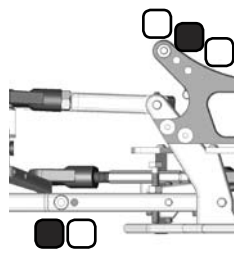
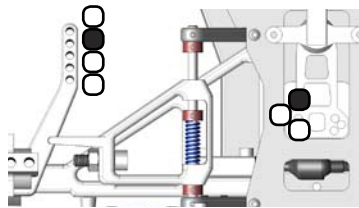
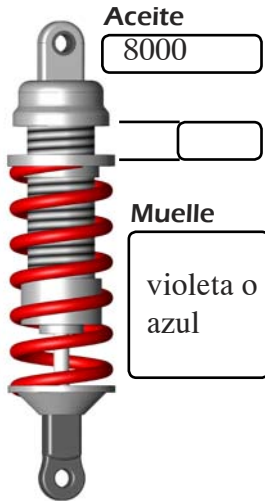


test carrera Campeonato Manga clasificatoria..... subfinal final

Eje delantero



Caster Der. 15 mm

Caster Izq. 10 mm

Divergencia
+2° c.u.

Caida der. 0°

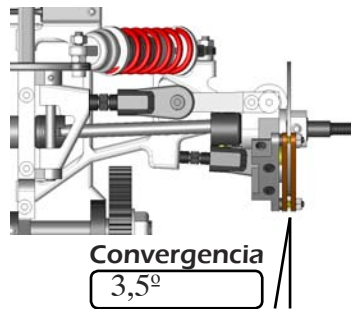
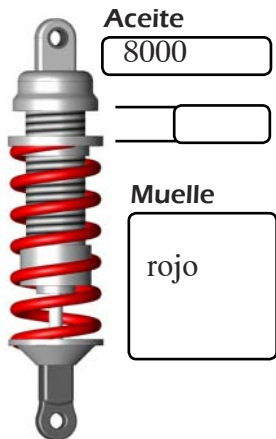
Caida izq. 0°

Distancia al suelo 9

11 mm

Máxima altura

Eje trasero



Caida Izq. 1,5°

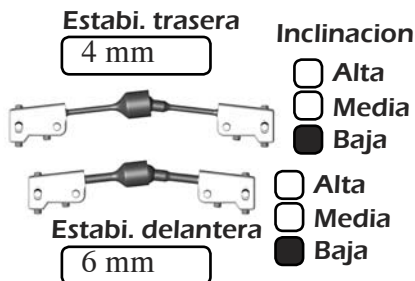
Caida der. 1,5°

Distancia al suelo 11 mm

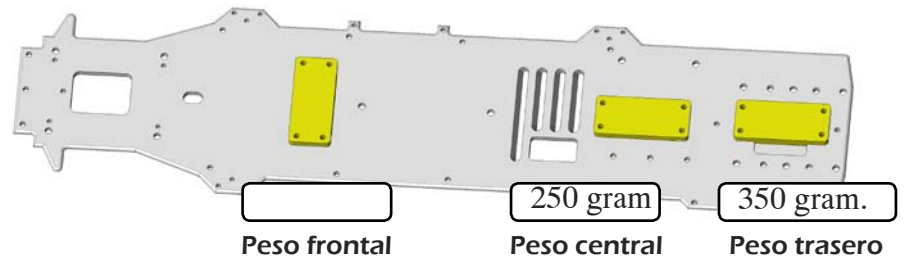
22 mm

Máxima altura

Estabilizadoras



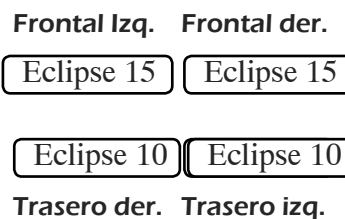
Lastre



Transmisión



Neumáticos



Results

